

Rompetrol Rafinare SA

Financial ratios as at 30 September 2020

13A appendix from ASF Regulation no. 5/2018

Indicator	Result	Calculation method
1. Current ratio	0.36	Current assets/Current liabilities
2. Gearing ratio	37.94%	Borrowed capital/Equity x 100
3. Receivables turnover ratio	56.42	Average balance for receivables/Turnover x 270
4. Non-current assets turnover ratio ¹	1.48	Turnover/Non-current assets

**Note: Economic and financial indicators were computed based on unaudited financial statements.*

*¹ Non-current assets turnover ratio is calculated based on annualized turnover for the period January-September 2020 *(360/270) days.*

CHAIRMAN OF THE BOARD OF DIRECTORS,


Yedil Utekov

DocuSigned by:

2D8DB454E0ED4A0...

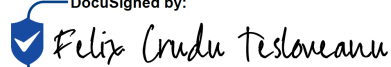
FINANCIAL MANAGER,

Stanescu Mircea Stefan

DocuSigned by:

31034B34777A45E...

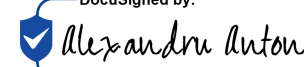
GENERAL MANAGER,

Felix Crudu-Tesloveanu

DocuSigned by:

8C456324FA134C6...

PREPARED BY (Chief Accountant),

Anton Alexandru Cornel

DocuSigned by:

BB329880337E4FA...